

# PHILIPPINE PHILATELIC NEWS

Volume XI, No.2



Second Quarter, 1989

# PHILIPPINE PHILATELIC NEWS

Official publication of

International Philippine Philatelic Society  
Dedicated to the Study and Advancement of Philippines Philately

member of  
American Philatelic Society Affiliate No. 54  
American First Day Cover Society Chapter No. 24  
Inter-Asia Philatelic Federation (FIAP)  
International Federation of Philately (FIP)

Volume XI No. 2

Second Quarter, 1989

## 1989 IPPS Officers

President, Philippine Operations  
Roberto V. Araos\*

President, International Operations  
Eugene A. Garrett  
446 Stratford Ave.  
Elmhurst, IL 60126

Vice President  
John Hunt\*

Secretary  
Pio S. Rodriguez\*

Treasurer  
Stanley C. Chan\*

Auditor  
Moises M. Salonga\*

Public Relations Officer  
Antonio Z. Mendoza\*

Business Manager, Philippines  
David G. Chiong\*

Business Manager, International  
Benjamin D. Carbonell\*

Advertising Manager  
William T. Zeuhlke  
8100 Willow Stream Dr.  
Sandy, UT 84093

*\*(All officers in Manila, address =  
P.O. Box 437, Manila, Philippines)*

## Editor:

**Robert F. Yacano**  
P.O. Box 94, Eden, N.Y. 14057

Membership	Philippines	Foreign
Regular	P100.00	US \$10.00
Contributing	P150.00	US \$15.00
Sustaining	P250.00	US \$25.00

The Philippine Philatelic News is published quarterly by the International Philippine Philatelic Society. A non-profit, non-stock, educational organization, the IPPS was incorporated in the City of Manila on Sept. 24, 1978, as per SEC registration No. 58004. PPN PURPOSE: "to publish, on a quarterly basis, original and reprinted material pertaining to the philately of the Philippines." Manuscripts and submissions should be typed and double spaced on one side of the page only. Illustrations should be black and white photographs or very clear photocopies. Send all material to the Editor.

*PPN Second Quarter, 1989*

# REPRINTS OF THE 1897 SURCHARGED ISSUE

by *Don Peterson*

In the current Scott catalogue, there are nine 1897 postal issues with surcharged values in blue, red, black, and violet. They are Scott #'s 181-183, 185, and 187-191. A footnote to these issues indicates that there are also six reprints with the surcharge in violet-black. This article further describes these reprints.

Bartels et al. (1904) was the first cataloguer to mention the existence of the reprints. According to Bartels, a private reprinting (printing) occurred, using the original die (handstamp), to create six reprints with violet-black surcharges. Bartels describes the reprints as follows:

- 5c violet-black on 5c blue-green (Bartels #252)
- 15c violet-black on 15c bright rose-pink (Bartels #233)
- 15c violet-black on 15c reddish-brown (Bartels #217)
- 20c violet-black on 20c dull grayish-brown (Bartels #219)
- 20c violet-black on 20c violet-black (Bartels #234)
- 20c violet-black on 25c light sepia (Bartels #191)

Based on a review of the philatelic literature and on my first-hand inspection of the stamps, several observations can be made about the reprints.

## Table of Contents

Volume XI, No.2

Second Quarter, 1989

Reprints of the 1897 Surcharged Issue (Don Peterson).....	Page 1
Time For A New Perspective 1926 Palace of the Legislative Issue (Bill Grimaud).....	Page 5
Perplexing Perforations Prove Phoney (Douglas K. Lehmann).....	Page 12
Will The Real Rarity Line Up? (Douglas K. Lehmann).....	Page 19



First, careful inspection is needed to distinguish the reprints from forgeries of this issue, which are numerous. Bartels lists many, but not all of the known forgeries. Since Bartels is the key reference for the reprints and the forgeries of the 1897 surcharged issue, I am obliged to rely on that reference. Without going into any detail on these differences, the two key differences between the reprints and forgeries are that the reprints were surcharged with the original die. Further, the host stamps of the reprints occur only on certain printings of the stamp issue, as described by Bartels.

Second, since the original surcharge die was located in Manila and the original surcharged issues were produced in Manila, it is assumed that the reprints were also produced in Manila. Evidence of a Manila origin for the reprints rather than Spain or elsewhere is further supported by the presence of a reprint in my collection which shows a business handstamp of Ker and Company of Manila.

Third, the reprint surcharges are usually very clean and well struck, compared to the sloppily applied and irregularly-inked original surcharges. It is also common on the reprints for the surcharges to be well-centered and occasionally inverted, particularly on one or more stamps in a strip or block. The fine appearance of the reprints clearly suggests that they were produced with special care, perhaps as "favors" (Figure 1).

Fourth, the lack of any cancels on the reprints, including any from the Spanish period, confirm that they were not available for postal use during the Spanish period. The reprint with the business handstamp of Ker and Company of Manila on it is inconclusive, as it could have been applied by this firm during the U.S. occupation period.

Further information as to when the reprints first appeared comes from the works of Manuel Galvez. Prior to 1900, Galvez, who closely followed the production and release of Philippine stamps, made no mention of these reprints in his catalogue. In the 1900 Galvez catalogue, however, he lists for the first time a 20c black on 20c brown issue (Galvez #253). Although he was not aware of it at the time, this stamp was a reprint. Scott, in 1900, also first listed this stamp (Scott #200); deleted in in 1901; but relisted it in its 1902 through 1904 catalogues as Scott #199a, a variety of the 20c black on 20c dark violet issue.

Beginning with the Bartels catalogue in 1904, and subsequently in the Scott and Galvez catalogues in 1905, all six of the known

reprints were described. The Scott and Galvez catalogues have referenced them ever since.



20c Dark Violet on Brown (on # 177)



15c Black on 15c Red-Brown (on # 169)

**Fig.1. Examples of Reprints of the 1897  
Surcharged Issue.**

Based on the above information, it is concluded that the reprints were privately produced in Manila in 1899, using former Spanish Philippine stamps and the original surcharge die. The fine appearance of the reprints suggests they were produced as "favors." Based on their wide distribution in European and North American collections and paucity of occurrence in the Philippines, it is assumed that most of the reprints were removed from the Philippines shortly after their production.

No catalogue since Bartels has provided any additional information on the reprints. My examination of the reprints indicates that the surcharge color is not violet-black for all six reprints, as Bartels indicated. Further, the relative scarcity of the reprints varies, from what I refer to, as scarce to rare. All of the reprints, except for one, have been examined by this author. One reprint, the 20c violet-black on 20c dark violet issue, has never been seen by this author and is considered the rarest of the six. Finally, all of the reprints occur with



**UP-TO-DATE DESCRIPTION  
OF THE  
REPRINTS OF THE 1897 SURCHARGED ISSUE**

Description	Scott # of Host Stamp	Relative Scarcity	Remarks
1. 5c dark violet on 5c blue-green	156	Scarce	
2. 15c black on 15c red-brown	169	Very Scarce	
3. 15c violet-black on 15c rose	170	Scarce	Distinguished from Scott #'s 188 & 191 by having upper 2/3's of surcharge violet and lower 1/3 black.
4. 20c black on 20c gray-brown	174	Very Scarce	
5. 20c violet-black on 20c dark violet	175	Rare	No copies have been seen by this author.
6. 20c dark violet on 25c brown	177	Scarce	

**REFERENCES**

Scott Publishing Company. Scott Postage Stamp Catalogue, 1900 through 1905, and 1988. New York.

Galvez, Manuel. Catalogo Galvez: Sellos de Correos y Telegrafos. Second Edition. 1900-1901. Madrid.

Bartels, J.M., F.A. Foster and Captain F.L. Palmer. Postage Stamps of the Philippines. 1904. Boston.

## TIME FOR A NEW PERSPECTIVE: 1926 PALACE OF THE LEGISLATURE ISSUE

*by Bill Grimaud*

In the past 60 years much has been written about the 1926 Palace of the Legislature issue<sup>1</sup>. To my knowledge, however, none of the articles written attempt to discuss vignette plate variations to the level of detail I will try to present.

The palace issue was unique on a number of different levels. It was the first Twentieth Century issue printed in the Philippine Islands. It was printed using plates designed and crafted by workers at the Bureau of Posts in Manila. It used materials manufactured in the islands.

Additionally it was the first issue to employ the 18 and 24 centavos values. Even the offset method of printing was a departure from the intaglio process used to print previous P. I. issues at the Bureau of Engraving and Printing in Washington D. C.

Indeed, the issue was quite a departure from the norm.

### The Challenge

Lets imagine for a moment, that as a Philippines specialist, you have 2-3 full sheets of each of the seven values, 2 centavos through the 1 peso denomination, stacked up on a table in front of you. The first item you are likely to take note of is the vivid pastel colors used to print the frames of the issue. They create an impressive contrast, one to another.

Close examination of detail found in the vignette images of any of the values reveals tiny identifiable variances depending on the position of each vignette relative to its plate position: ie; a palace window appears to be much wider in one image of the palace but is not apparent in any of the other images. Looking a little closer, an extra line or two can be noted in a particular cloud and not in another. You even spot an object that appears to be a tiny parachute dropping from the sky behind the palace in a third.

It is possible for you to note that these peculiarities are not particular to just that one sheet because the parachute in position 21 of the 1 peso value appears to be repetitive on all three sheets of the 1 peso stacked up in front of you. In fact all the peculiarities appear to be present in each sheet of the denomination under study. But try

to find that same parachute in any of the other 6 values and a discovery of major proportion jumps out to greet you.

### The Discovery

Each and every denomination vignette plate is different and unique from every other denomination vignette plate. It doesn't seem logical but the supporting evidence is overwhelming. You pick out a peculiarity on one value and try to duplicate it on another value with absolutely **NO LUCK!**

For me, it was a mind boggling experience. A virtual flyspeck philatelist's dream... or nightmare, as is the case with this issue. In fact, the differences are so great in number between the seven different plate values that in many ways I find working with the material extremely exhausting.

### Possible Explanation

The only thing that I can imagine is that the Bureau of Posts was under a great amount of pressure to produce the issue in a very limited time frame. Multiple plates of the vignette images were prepared and later used to facilitate press schedules. A partial list of some of the more notable plate variances follows:

2c	Position/s	Plate Variance
5		A. Missing right cloud line (top). B. Dots in horizontal cloud line. C. Missing dash at end of palm tree over the top of palace. D. Missing horizontal lines across flags (left of the flag on the left).
23		Black ink blotch on the right (outside the frame in the border).
43		Official Issue only: Red dash in cloud under palm. Recurs in the value from sheet to sheet.
47		Dot left of the left flag.
48		Black ink blotch in frame detail on the right (top).
50		Extra Flicks in cloud line at left and black ink blotch in the upper left corner.
37&42		Black ink blotches between vertical pair sets.
14&15,44&45,49&50		Black ink blotches between horizontal pair sets.
8,9,13&14,38,39,43&44		Black ink blotches between block quadrants.

*Note: (One may think that the black ink blotches are merely problems associated with handling material fresh from the press before the ink was allowed to fully dry. However, all the observations listed above were repetitive throughout all sheets of the same value. This means they are related to problems on the plate).*



4c	Position/s	Plate Variance
	1,6,11,16	Broken cloud lines on the left next to palace (most noticeable in Position 1).
	2	Dot at right of flag.
	37	Missing cloud lines directly over the two flags.
	43	Red dash in cloud under palm (coming from the frame plate printing).
	45	Cloud lines at the right of palm missing or weak.
16c	Position/s	Plate Variance
	46	Small dot in clouds to the upper left.
	47&48	Small dot to right of the flags on the cloud line (smaller on position 48).
	4&9,28&33,33&38	Black Ink blotches between vertical pair sets.
	26,27,31&32	Black ink blotches between quadrant block.
	47,49	Black ink blotch (on the right)
18c	Position/s	Plate Variance
	1,5,28,36,37&48	Missing 3rd upper left vertical cloud line on the very top of the image.
	4	Heavy black dot below the curb line and above the "T" in THE LEGISLATURE.
	6	Black dot in the circular portion of the driveway above the "L" in LEGISLATURE.
	15	Extra cloud "circle" in the upper left portion of the flag pole.
	22	Small flicks in the driveway.
	23	Broken curb line above "AL" in PALACE.
	27	Heavy black dot below curb and above "A" in PALACE.
	43	Black line closing the very top of the right and left clouds.
20c	Position/s	Plate Variance
	43&44	Cap on left cloud.
	50	Vertical dash in cloud directly above the "S" in LEGISLATURE.
	38	Black ink blotch in upper right corner.
	37,38,42&43	Black ink blotches between block quadrant.

24c	Position/s	Plate Variance
	1,6,11	Broken vertical line at left front corner of the palace above "F" in word "OF" in PALACE OF THE LEGISLATURE.
1p	Position/s	Plate Variance
	8	Extra dots over flags.
	9	Part of the driveway is missing on top.
	13	Part of the driveway is missing on top but different from the irregularity to be found in position 9.
	21	"Parachute" at the left of the left flag and also missing 3rd vertical cloud line at left.
	39	Broken horizontal cloud lines at the left.
	41,46,47 48,49&50	All have vertical lines missing with position 46 being the most dynamic followed by position 47.
	43	Extra vertical line below the left palm.
	47	Flicks in the driveway.
	47&50	Large chunk of the Palace is missing on the left side (rear).

## Philippine Islands Bureau of Posts Statistics Chart

### 1926 Palace of the Legislature Issue

Denomination	Colors	Quantity Printed <sup>2</sup>	Official	Specimens
2 centavos	Green Frame / Black Vignette	502,550	90,500	250
4 centavos	Carmine Frame / Black Vignette	304,400	90,450	250
16 centavos	Olive Green Frame / Black Vignette	203,750	--0--	250
18 centavos	Light Brown Frame / Black Vignette	103,950	70,000	250
20 centavos	Orange Frame / Black Vignette	103,450	70,250	250
24 centavos	Gray Frame / Black Vignette	103,350	--0--	250
1 peso	Lilac Frame / Black Vignette	11,050	--0--	250

<sup>2</sup> \*Quantity information sourced from Scott ©1988  
Specialized Catalogue of United States Stamps.





Fig. 1

1	2	3	4	5
6	7			10
11	12			15
16	17	18	19	20
21	22	23	24	25
26	27	28	29	30
31	32	33	34	35
36	37	38	39	40
41	42	43	44	45
46	47	48	49	50

Fig. 1 illustrates the 1  
Peso plate as follows:  
Pos. 8 has extra dots  
over flags. Pos. 9 has  
part of the driveway  
missing (top).  
Pos. 13 has part of the  
driveway missing (top),  
but is quite different  
from the irregularity to  
be found in position 9.





Fig. 2




Fig. 3

1	2	3	4	5
6	7	8	9	10
11	12	13	14	15
16	17	18	19	20
21	22	23	24	25
26	27	28	29	30
31	32	33	34	35
36	37	38	39	40
41	42	43	44	45
46	47	48	49	50

Fig. 2 illustrates the "parachute" found at the left of the left flag poles and found only in position 21 of the 1 peso value. Also missing is the 3rd vertical cloud line at the left.

Fig. 3 illustrates a broken line found in the corner palace window.



Fig. 4

1	2	3	4	5
6	7	8	9	10
11	12	13	14	15
16	17	18	19	20
21	22	23	24	25
26	27	28	29	30
31	32	33	34	35
36	37	38	39	40
	42	43		
	47	48		

Cover illustrates Position 41 & 46, and serves to demonstrate a rather dramatic difference in the palace corner window.

Fig. 4 Position 49 & 50: Both have vertical lines missing in the palace corner window.

In addition Position 50 has a large chunk of the palace missing on the left side, (at the rear).



Final Conclusions: None of the plates that produced this issue were numbered, so I suppose it's conceivable that the observations brought to light by this article could have been overlooked for the past sixty plus years.

I believe, however, that these plate peculiarities probably have NOT gone unnoticed by many P. I. collectors. Unfortunately, none have made a concerted effort to make notes and publish their findings and conclusions.

My thanks to the members the Lambert Material Study Group for allowing me to share in the knowledge of this material and to The Stamp Gallery of Walnut Creek, California for provided copies of the stamps presented in this article.

- 1 Arnold Warren, George B. Sloane,  
Philip Ward and more recently Gilbert Plass.

---

## PERPLEXING PERFORATIONS PROVE PONEY

by Douglas K. Lehmann

I first heard about unusual perforations on Philippine Internal Revenue stamps from Elliot Chabot. Elliot showed me reports that he had obtained on 10x10x10x11 (top, right, bottom, left) and 11x10x10x10 perforations. This was back in the early 1980's and involved both small and large internal revenue stamps. Elliott posted these reports in his *Catalogue of the Revenue Stamps of the United States Possessions and Zones of Military Occupation*. This catalogue was published in 1977 by the Washington Metropolitan Area Fiscal Society and a revised edition is pending for publication by the American Revenue Association.

The first opportunity I had to examine one of these perforated stamps was in 1982 when I obtained a 50 Peso stamp, W-579, perforated 10x10x10x11. This small internal revenue fiscal was perforated off-center so that the right side perforation 10 cut into the right side of the design. This normally produces a wide left margin; instead, the left side was perforated 11 very close to the design. The overall width between left and right perforation was 1-2 mm smaller than all the other 10x10 stamps I own. A cancellation also extended over the top and left sides of this fiscal. Under high magnification, I determined that ink bled into the edges of the cut perforated holes of the top side but not the left side. From these observations, I claimed this stamp was a left side straight edge that has an added bogus perforation 11 side. I reported this observation in 1983.<sup>1</sup>



Despite this published observation, there is something in the human spirit that wants to believe that what is seen is the truth. This is especially true for philatelists, where an unreported perforation could become a valuable item. I sense this condition exists for these oddly perfed internal revenue stamps. I suppose, if you had a theory to explain these fiscals as legitimate, it would start at the Washington BEP. You could speculate, for a short period of time, that the BEP separated sheets of internal revenue stamps into four panes using a perforating machine rather than a guillotine. However, I am unaware of this ever being a BEP practice. The perforations would also occur over the guide lines for half of the straight edges (the latter never observed). These two facts seem to get lost in the shuffle as we dream about the riches of selling error stamps. But hope springs eternal, and we believe, maybe, these these are real and valuable errors. Yet, no dealer has offered, to my knowledge, these fiscals with unusual perforations to the collector.

In August 1988, Ray Coughlin moved to the East Coast of the United States. What was Manila's loss was our gain. Ray has the most extensive Philippine revenue stock I have ever been able to observe in one place at one time. He is always adding to this stock through his numerous philatelic activities and contacts. On Ray's second visit (November 6, 1988) to the greater Washington, DC metropolitan area, Ray showed me and let me borrow the three large internal revenue stamps shown in the left column of Figure 1. These fiscals all have unusual perforations and are my first observation of these type perforations on large internal revenue stamps. The stamps are: 1 centavos, W-614, perforated 10x10x10x11; a 5 centavos, W-616, perforated 10.75x10.75x10x10; and a 50 peso, W-626, perforated 10x10x10.75x10. A 1930 cancellation is readable on the 1 centavos stamp and this perforated set is normally found with cancellations of the early and mid 1930s. None of these stamps are smaller than normal size. The cancellations are not strong enough across the perforations to use microscopic ink inspection as evidence of added perforations. The only caution would be the 10.75 size perforation, which was not used for any BEP Philippine fiscal. However, the unremitting philatelic optimist can state that perforations change 0.25 with paper expansion or shrinkage. Are these 10.75 and 11 perforations real or bogus?

The fiscals on the right column of Figure 1 are all corner stamps from my duplicates. The control numbers are close (nor too close, but near) and bracket the numbers of the left column fiscals with unusual perforations. My theory is that the unusual stamps all contain bogus perforations and these corner stamps are my expert witnesses.

Figures 2, 3, and 4 show the location on a pane by control number

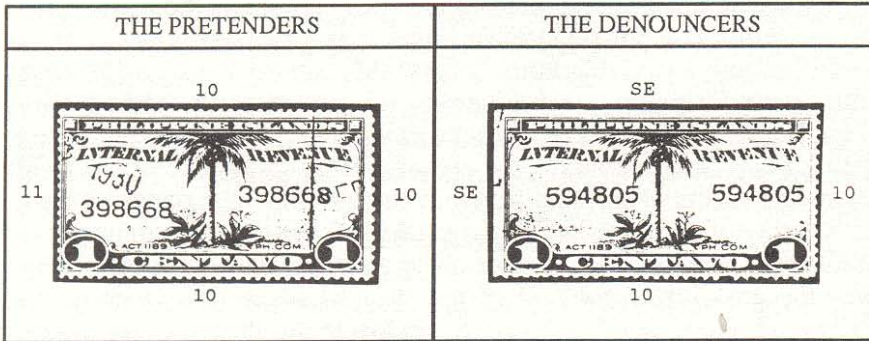


Figure 1a

1 CENTAVOS PANE CONTROL NUMBERS

594805 ◀◀ 398665	594812 398672	594819 398679
594806 398666	594813 398673	594820 398680
594807 398667	594814 398674	594821 398681
594808 ▶▶ 398668	594815 398675	594822 398682
594809 398669	594816 398676	594823 398683
594810 398670	594817 398677	594824 398684
594811 398671	594818 398678	594825 398685

$$594805 - 398665 = 196140$$

$$196140 \div 21 = 9340$$

Figure 2




Figure 1b

5 CENTAVOS PANE CONTROL NUMBERS

778618 690817	778625 690824	778632 ◀◀ ▶▶ 690831
778619 690818	778626 690825	778633 690832
778620 690819	778627 699826	778634 690833
778621 690820	778628 699827	778635 690834
778622 690821	778629 690828	778636 690835
778623 690822	778630 690829	778637 690836
778624 690823	778631 690830	778638 690837

$$778632 - 690831 = 87801$$

$$87801 \div 21 = 4181$$

Figure 3






Figure 1c

50 PESO PANE CONTROL NUMBERS

331066 428569	331073 428576	331080 ◀◀◀ 428583
331067 428570	331074 428577	331081 428584
331068 428571	331075 428578	331082 428585
331069 428572	331076 428579	331083 428586
331070 428573	331077 428580	331084 428587
331071 428574	331078 428581	331085 428588
331072 342875	331079 ▶▶▶ 428582	331086 428589

$$428583 - 331080 = 97503$$

$$97503 \div 21 = 4643$$

Figure 4

of all six fiscals in Figure 1. Figure 2, 3, and 4 are possible to deduce since fiscal stamps are numbered consecutively on a pane of 21 (3 x 7) with numbers reading top to bottom per row and left to right by column. A two straight edge or corner fiscal is from a known location on a pane. By adding or subtracting in multiples of 21, a corner stamp from the sheet containing the suspect fiscal can be determined. On each of the three figures, the top control numbers are from the known corner stamp while the bottom numbers are the pane containing the suspect perforations. The calculations at the bottom of Figure 2, 3 or 4 show the methodology for obtaining the corner stamps of the pane containing the suspect perforations. The panes for each value are about 100,000 to 200,000 control numbers apart. The total printing of the three values range between 1.1 and 3.3 million stamps. So, all-in-all, I was quite lucky to find corner stamps fairly near to the suspect stamps.

In all three cases, the suspect perforations occur on a former straight edge! For the 1 centavos fiscal, it is position 10, or the left stamp on row 4. For the 5 centavos fiscal, the suspect fiscal is position 3, or the upper right hand pane fiscal. Finally, for the 50 peso fiscal, it is position 20, or the bottom middle fiscal. All large internal revenue fiscals that are perforated 10 x 10 come from panes of 21 with trimmed margins so that 16 fiscals have one or more straight edges. As a result, all but 5 are candidates for re-perforation. Since all these three fiscals turn out to be bogus, the evidence is pretty conclusive that all mis-perforated reported fiscals in these series are phoney. The bogus perforations are 10.75 and 11 and at least two sides of any fiscal contain the original perforation 10. I thank Ray Coughlin for the loan of the three stamps to prove this fraudulent endeavor.

Speaking of the 50 peso large internal revenue fiscal, Gene Garrett has sent me one perforated SEx10x10x11. This fiscal has a Type A control number of 1033271 which means it was issued during the liberated Commonwealth or even the early Republic era. This control number places the fiscal in position 2 and, I believe, the perforated 11 side is a bogus perforation that is vertically offset and inside the original perforated 10 side. However, I have no physical proof of this assertion. If the perforated 11 side is bogus, it then represents a bogus perforation that is not on a former straight edge. Warren lists a 50 Peso fiscal (W-646a) with a Type B control number that is perforated 11 x 11. This fiscal is the only value in the issue with a Type B control number. This fiscal is not part of any major collection of Philippine revenues. Presumably, there is an example of W-646a in the ex-Shellhamer collection. The printing records of the Washington BEP do not support a 11x11 perforated 50 peso large internal revenue fiscal. The application of Type B control numbers was discontinued



before the issue of the 11x11 internal revenue issue. Therefore, I believe that W-646a does not exist. The few reported examples, I believe, will show on closer examination 1 or 2 perforated 10 sides in addition to 1 or more perforated 11 sides. If the examples are perforated on all four sides, I believe they will prove to be former sheet copies that have two wide straight edge margins re-perforated and two perforated 10 sides that have been re-perforated 11 inside, to vertically offset the original perforations. I have also had a few reports of other values in the 11x11 perforation series being Type B. I believe all these reports will also show bogus perforated 11 sides and, more likely, some sides still perforated 10.


Gene Garrett's SEx10x10x11 fiscal may help answer some nagging questions on why, when, and where bogus perforations were added. These questions are difficult to answer and can only be estimated with no guarantee of accuracy. I cannot believe a serious collector/dealer of Philippine fiscal stamps would add the wrong perforation to a straight edge internal revenue fiscal. The higher values and the small internal revenue issues are rare enough with straight edges. However, I can surmise that a person would try to create a 50 Peso internal revenue stamp from a perforated 10 copy. Perhaps the fiscal Gene owns is a practice copy that was created in the process of attempting to produce a W-646a. The existence of two different bogus perforations (10.75 and 11) may indicate two sources. The stamps themselves were used all through the 1930s and remained relatively unknown through the 1950s and inexpensive through the early 1970s. My guess is that the bogus perforations were created after WWII. We really just do not know the facts or the extent of the phoney perforations. We do know that these fiscals do not constitute a premium value. In my opinion, they devalue the stamp. Any additional information would be welcome by the author.

## REFERENCE

1. The Washington Printed Philippine Island Revenue Stamps, Part III, Douglas K. Lehmann, Possessions, Fourth Quarter 1983.

## WILL THE REAL RARITY LINE UP?

by Douglas K. Lehmann



Postal card UZ4, issued in 1941, persists as a fascinating story of modern Philippine philately. It is well known that 1000 cards were not overprinted. It is also well documented that the November 14th first day cancellation is one of the rarest of Philippine postal cards. Only 21 cards are known cancelled on that day. Recently, one of these cards privately exchanged hands at \$1000. These first day cards are all of the short line variety. The UPSS lists four types; the short line and full line, each on two types of paper stock. This author previously assumed, since these were packaged 250 to a bundle, that 250 of each variety were released. If this assumption is correct, 500 short line and 500 full line cards originally were available.

Two persistent rumors exist about these 1000 cards. One says that most of the cards were somehow destroyed in the recapture of Manila in 1945. Another says that some cards were released in Washington, D.C. Some estimate that perhaps not more than 200 total cards survive today. A reasonable estimate of availability would be that an equal number of full and short line cards have survived; however, this is not so. A real mystery endures as to how many full line cards remain. The UPSS's 1984 price listing has the short line cards worth about twice the amount of the full line variety. This is an obvious error, since the full line is at **least** equal to the short line price.

The full line card is definitely rarer than the scarce short line variety. Two veteran Philippine collectors of my acquaintance have been looking for a full line variety for over 25 years! Ray Coughlin has seen only three full line varieties in his career (including illustra-



tion). He prices the full line at \$600, twice that of the short line. In fact, in February 1989, Ray had three short line varieties in stock for sale. Irwin Siegel, collector/dealer owns one card but has not seen one in the marketplace for over 10 years. Gene Garrett has only seen the card illustrated which belongs to the author.

Most Philippine postal card enthusiasts have the short line, as they are reasonably available at auction if you are willing to pay the asking price between \$200-300. The only full line card I and my two gentlemen friends have seen is illustrated herein. I purchased this card in the Washington, D.C. area. The card is almost fresh on the reverse except that two photo corner mount outlines are visible on the top. The front side shows some toning, including a faint horizontal line. The card also has a faint violet impression diagonally crossing the full line. The purple impression seems to be three lines from a card/cover on the opposite side of the album, where neither was protected with acetate. Otherwise, it is a set-off from another postal item.

My purchase location fuels one of the rumors I mentioned above. Could only short line cards have been released in Manila, or was a package of full lines opened at some time later and only a few sold? Were a few full line cards sold only by the philatelic department of the Philippine embassy in Washington, D.C.? Were most full line cards destroyed in the war, or do some full lines lay languishing unknown in some secret place? I believe the 1000 cards available in Manila were all short line varieties. The Philippines had a very active and astute collecting community and it is very doubtful that they would have missed a major variety in 1941. The full line cards all have a connection to the east coast of the United States. Two east coast collectors own a full line card and two east coast dealers have seen some. I believe all full line cards were sold in Washington, D.C. by the Philippine embassy. I have looked at the annual reports of the BEP for fiscal years 1941 through 1948. This examination discovered accounts of postage being transferred to the embassy in 1943, 1945 and 1946 but postal cards only in 1945 and 1946. The 1943 transfers included over 600,000 copies of previously released commonwealth postage. However, the 1945 and 1946 transfers were only for VICTORY overprinted postage and postal cards. There is no record of postal cards in these reports for fiscal years 1941 and 1942 either being sent to the islands or DC yet, I have found records of the June 19, 1941 shipment of the 203,000 UZ4 cards sent to Manila. Until a researcher can find wartime records of the BEP (or the War Department that oversaw the administration of the Philippines) we cannot document a UZ4 shipment to DC or the number. If we can absolutely confirm the true scarcity of the full line UZ4s, perhaps we can also change rumors into facts.

# **NAPP's Numbers**

Volume Two

---

**The Philippine Islands Issues  
during the  
American Administrative Period  
1906-1946**

---

*A  
Study of the  
Plate Number Combinations  
and of the  
Quantities Issued*

---

270 pages spiral bound  
with illustrations  
includes a list of all the known  
plate numbers and positions for  
Scott Nos. 241-502  
as well as  
Booklets, Coils, Airs, Dues,  
Bureau OBs, Occupations and SDs  
plus the experimental rotary press.

---

Lists the quantities shipped to  
Manila, philatelic sales & reprints

---

***IPPS Members \$30.00 postpaid***  
*Overseas Postage Extra*

---

*Order from*  
**Grounds for Divorce Publications**  
5 Knollwood Drive  
West Orange, N.J. 07052



# International Philippine Philatelic Society

*(A non-profit, non-stock, educational organization incorporated in the  
City of Manila, Philippines, on September 24, 1974 as per  
SEC Registration #58004.)*



P.O. Box 94  
Eden, N.Y. 14057

FLANIGAN, JAMES L. JR.  
6117 WEBSTER STREET  
PHILADELPHIA, PA 19143

Bulk Rate  
U.S. Postage  
PAID  
Eden, N.Y.  
Permit No. 16  
14057

*Address Correction  
Requested*